

IN-VITRO CARDIAC ASSAY

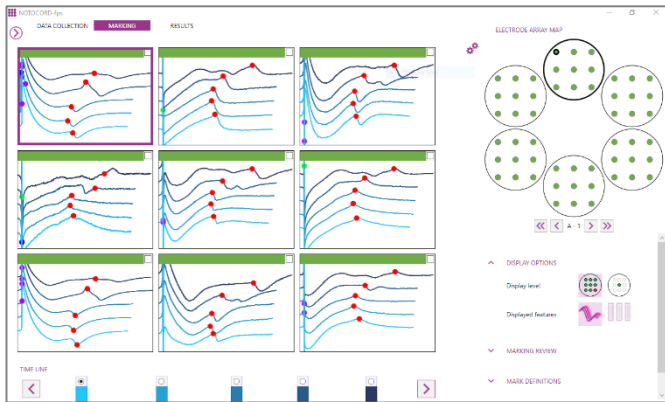
NOTOCORD-fps 3.0

Field potential signals from iPSC cardiomyocytes using MEA technology
Data Collection, Analysis, Reporting

KEY FEATURES

- Compatible with Axion, MCS and Alpha-MED
- File compression by ~15 times
- Automated marking
- Smart interactive mark adjustment
- All electrodes analyzed
- Advanced reporting within Microsoft Excel™
- Supports all protocols

AUTOMATED IMPORT & ANALYSIS



Once you import the data files, NOTOCORD-fps will return the analysis and results without any user interaction. A 6 well plate (with 54 electrodes, 5 sub-records, 10ks/s) can be imported and analyzed in less than 15 minutes!

After conducting a brief (~15 min) manual review of the results, the user will be capable of generating a standard report using Microsoft Excel™.

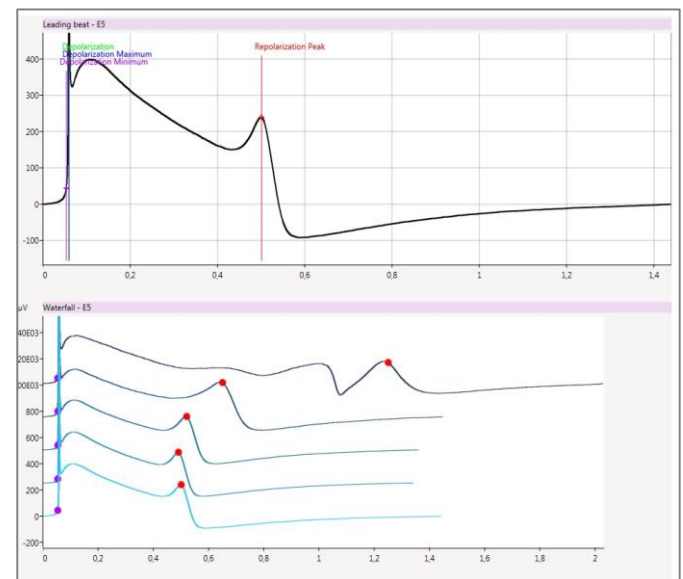
FILE COMPRESSION

928 MB original raw data

75 MB after NOTOCORD-fps compression

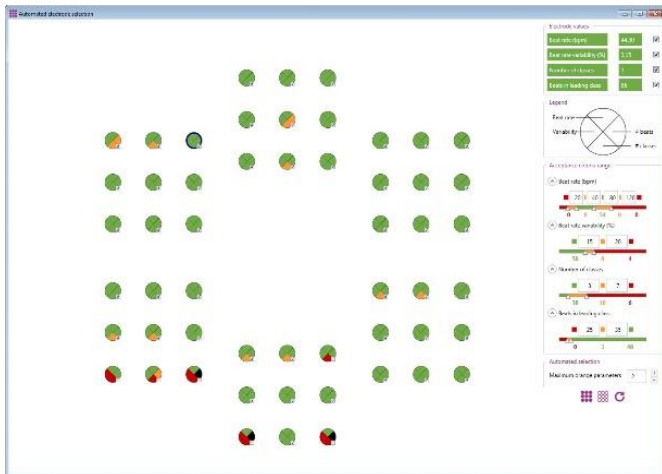
Data acquisition using MEA technology generates large file sizes, so large that researchers often try to collect less data to compensate. With the advanced data processing offered by NOTOCORD-fps, raw signals are compressed during import giving approximately a 10-20 times reduction on the original file size by adjusting sampling frequency according to noise. Now you can unleash your protocol potential!

INTERACTIVE MARK ADJUSTMENT



To improve marking quality, NOTOCORD-fps provides a user-friendly interface to quickly adjust a group of related marks by changing a single point on a single beat. The change will be applied to subsequent shapes automatically.

AUTOMATED ELECTRODE SELECTION



One of the most important steps of data analysis is determining which electrodes show stable signals. NOTOCORD-fps provides automatic electrode rejection by applying user defined criteria (beat rate, beat classification, etc.) to the first analysis period. Unsuitable electrodes are not included in the analysis, increasing accuracy.

USER DEFINED MARKS

Name	Key	Color
Depolarization	D	Green
Depolarization Maximum	F	Blue
Depolarization Minimum	S	Purple
Repolarization Peak	P	Red
My Parameter	A	Purple

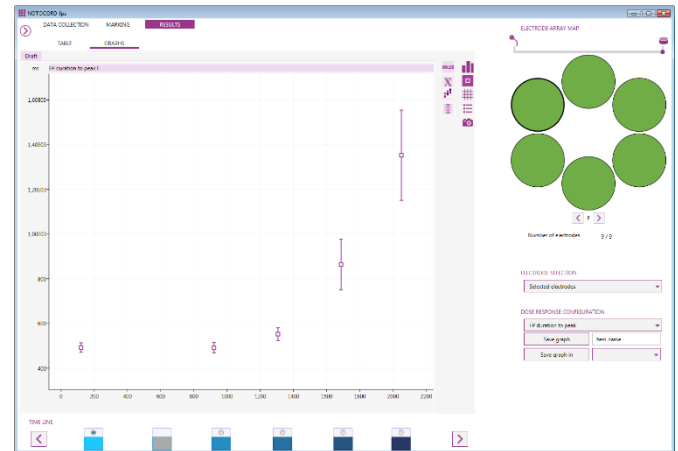
NOTOCORD-fps allows the user to define up to 26 characteristic points including all derived calculations (amplitude, duration, slope, etc.). Marks of interest are placed on reference beats from the first analysis period and propagated throughout the signal.

NOTOCORD Systems – Headquarters
+33 1 34 80 00 00

NOTOCORD Inc. – North America
888-204-7770

sales@notocord.com
www.notocord.com

BUILT-IN REPORT



A quick report with table and graphs can be displayed without leaving the software.

ADVANCED REPORTING

NOTOCORD-fps Excel Wizard 3.0.0.1

WHAT

Function:

File name:

Data:

WHERE

Wells: All e.g.: A,B,D-F,M

Electrodes: All e.g.: 1,2,3,8-11,15

WHEN

Marker:

Offset: Duration:

Insert header

Using a proven methodology and the power of Microsoft Excel™, NOTOCORD-fps wizard allows you to extract the information you need from multiple experiments. You are able to create reports with tables and graphs according to your analysis protocol.

No programming macros, just use our Microsoft Excel™ add-in functions to get your results!